

HARKER HEIGHTS

The Bright Star of Central Texas



City of Harker Heights

Planning & Development Department

planning@harkerheights.gov

Building & Code Enforcement

254-953-5647

Residential Building Permits

Commercial Building Permits

Contractor Registration

Inspections

Code Enforcement

Planning & Zoning

254-953-5648

Business Registration

Plats

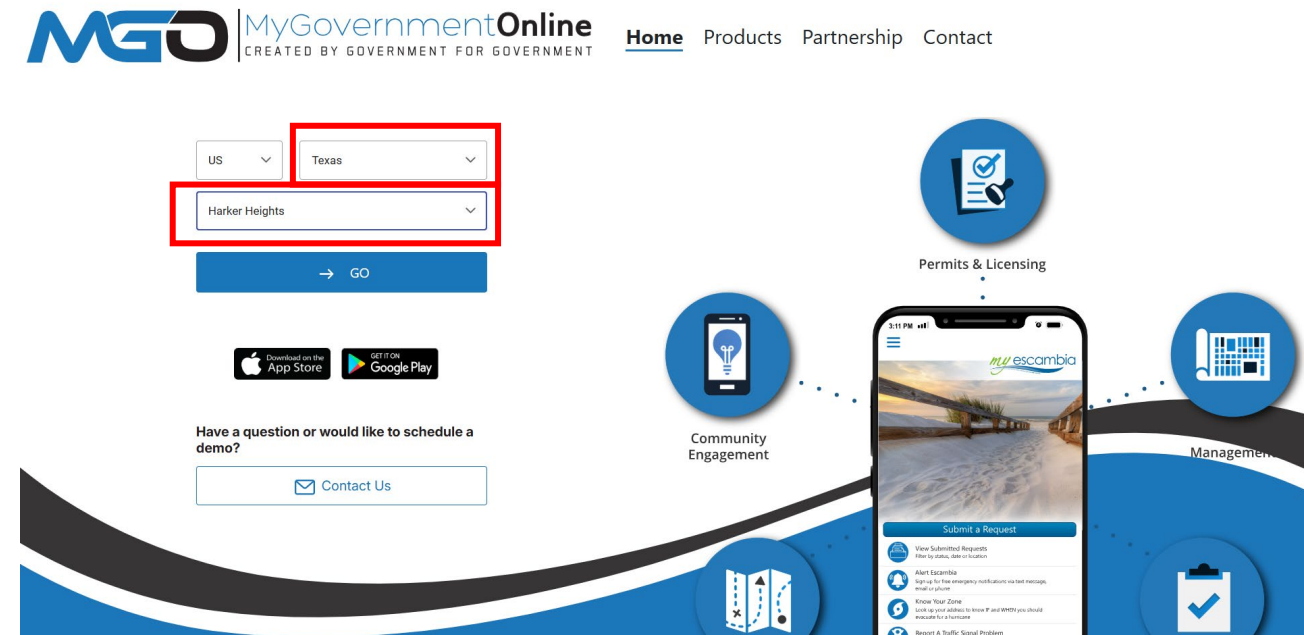
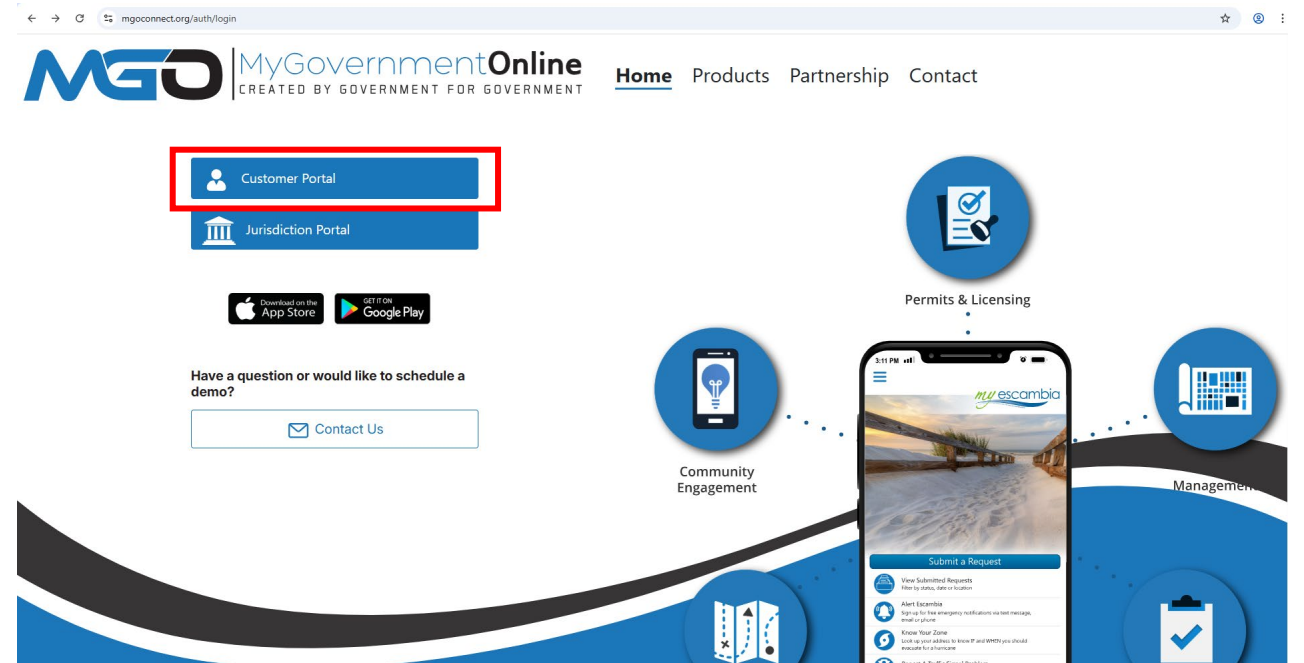
Zoning

Special Events

Maps & GIS

Creating a New User Account –OR– Logging Into an Existing Account

- Prior to getting started, it is encouraged by MGO to download and install Mozilla Firefox or Google Chrome for the most secure browser platform.
- The software can work on your smartphone but works best on a desktop.
- **Step 1:** Go to www.mgoconnect.org and select the Customer Portal
- **Step 2:** Set state to Texas and Jurisdiction to Harker Heights. **Do not set jurisdiction to Bell County**



Creating a New User Account –OR– Logging Into an Existing Account

- **Step 3:** Once on the homepage, you can either Login to your existing account, or create a new account utilizing the tabs at the top. Once logged in, your name should appear on the homepage, along with the selected jurisdiction.
- For assistance logging in or creating a new account, please call MGO Tech Support 866-957-3764

Harker Heights
The Bright Star of Central Texas

Home Login New Account Support Help

Guest Current Jurisdiction: Harker Heights

Apply Online For A Permit

Search Permits

Search Solution Centers

Search Planning and Zoning

Apply Online for Planning and Zoning

MGO Connect Mobile - Customer Portal

MGO Government Online

Please choose your jurisdiction

State: Florida

Jurisdiction: Escambia County

Continue

Watch on YouTube

MGO Connect Customer Portal

- Receive Service From Any Participating Jurisdiction.
- The Top Header Menu Manages Services Across All Jurisdictions.
- Use The Left-Hand Menu To Access Jurisdiction Specific Services.
- Install the Mobile App To Access Online Services With Your Mobile Device.

Download on the App Store

GET IT ON Google Play

What Can We Help You Do Today?

985-851-0760 MGO Contact Us

Facebook LinkedIn

Contractor Registration

- **Step 1:** Apply Online for a Permit
- **Step 2:** Select Licensing

Apply Online For A Permit

Search Permits

Search Solution Centers

Search Planning and Zoning

Apply Online for Planning and Zoning

MGO Connect Mobile - Customer Portal

Receive Service From Any Participating Jurisdiction.

The Top Header Menu Manages Services Across All Jurisdictions.

Use The Left-Hand Menu To Access Jurisdiction Specific Services.

Install the Mobile App To Access Online Services With Your Mobile Device.

Download on the App Store

GET IT ON Google Play

What Can We Help You Do Today?

985-851-0760 MGO Contact Us

Please select a project type

Fire Permit →

Licensing →

Permit →

Contractor Registration

- **Step 3:** Select the appropriate application type

The City of Harker Heights has 6 contractor registration applications for licensed and un-licensed trades.

- Licensed Trades: Electrical, Plumbing, Mechanical, Irrigator
- Un-Licensed Trades: General.
 - The City of Harker Heights encompasses all un-licensed trades under the General Contractor Title. This includes fencing, roofing, etc.
- Multi-Trade: This is for contractors that are licensed in a combination of trades, E.G. Plumbing and Mechanical, or General and Electrical, etc.

Please select an application type:

Electrical Contractor

Application Preview

→ Open

Description

Electrical Contractor Registration

General Contractor

Application Preview

→ Open

Description

General, Roof, & Fence Contractor Registration

Irrigation Contractor

Application Preview

→ Open

Description

Irrigation Contractor Registration

Mechanical Contractor

Application Preview

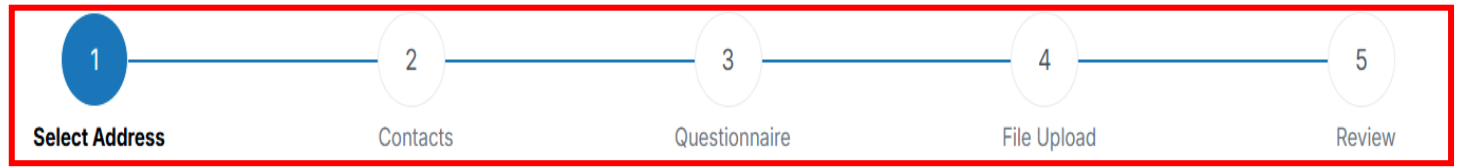
→ Open

Description

Mechanical (HVAC) Contractor Registration

Contractor Registration

- **Step 4:** Complete all sections of the application
 1. **Address:** This is the address of the company, not a project you are working on.
 2. **Contacts:** This is the business and applicant's information.
 3. **Questionnaire:** Fill this out in its entirety. Items with a **red *** must be completed before the software will allow you to continue
 4. **File Upload:** Upload the requested documents. Required documents will vary by contractor type. Typically, Adobe PDF is the preferred document type. The MGO software has issues accepting JPG or JPEG attachments.
 5. **Review:** Review and Submit your application.



Electrical Contractor

Address

Address *

City *

State *

Zip Code *

← Back

→ Next

Contractor Registration

- **Step 5:** Once your request is submitted, an application number will populate on your request.

If your request is returned to you, check the “comments” tab to review comments left by the jurisdiction. This typically means the application was missing required information.

The application on the right was returned because the uploaded license for the companies Master Electrician was expired.

The screenshot displays a web interface for contractor registration. At the top, there is a navigation bar with tabs: Overview, Address or Location, Contacts, Questionnaire, File Upload, and Comments. Below this, a yellow banner shows a request status of "Sent to Jurisdiction" with the request number "# 2767911". Underneath, details for the request are listed: Jurisdiction (Harker Heights), Category (Licensing), and Type (Electrical Contractor). A "Back" button is visible on the right. Below this, the "Comments" tab is selected, showing a red banner with the status "Returned for your review" and the same request number "# 2767911". A yellow warning box states: "Online request is NOT submitted. After you finish saving your changes please go to the Overview section and press Submit to return to the jurisdiction." Below the warning, a table of comments is shown with columns for Date, Author, and Comment.

Date	Author	Comment
05/05/2025 04:51 PM	[REDACTED]	Uploaded ME license shows expired on TDLR. Upload a current ME license



Contractor Registration

- **Step 6:** Once the jurisdiction accepts your application, a Contractor Registration number will populate on the request.

You can view the status of your application through the “MGO Dashboard”

General Filters

Jurisdiction

Harker Heights

Location/Address

Contact

Projects/Requests

All

Project Filters

Project Type

All

Licensing

Permit

Project Status

ALL

Alias

Project Number

Project# CR-1042

Received

Open

Address

street city TX 12345

Project Alias

Project Type

Licensing

Jurisdiction

Harker Heights, TX

Work Type

Registration

Created Date

05/06/2025 10:28 AM

Completed: 66.67%

Request Number

2767911

Remove

Project# 25-23590

Permit Issued

Open

Address

305 Millers Crossing Harker Heights TX 76548

Project Alias

Project Type

Permit

Jurisdiction

Harker Heights, TX

Work Type

Created Date

05/02/2025 02:17 PM

Completed: 57.14%

Request Number

APP20660

Request Inspection

Remove



HARKER HEIGHTS
305 MILLERS CROSSING
Harker Heights, Texas 76548

5/6/2025

Contractor Registration

- **Step 7:** Once approved, an invoice will be sent via email from MGO reflecting any fees required for the application. Fees are dependent on the type of contractor.

Note: The invoice will list instruction on how you can complete payment, as well as the MGO Tech Support contact information

On the right is an example of a contractor registration invoice

Subject: City of Harker Heights General Contractor's License Renewal #

This letter is to inform you that your City of Harker Heights Contractor's License is due for payment. As of March 2020, all permits are submitted online at www.mygovernmentonline.org. Take a moment to set up your account on the website. This will allow you access to the customer portal through which you are able to submit applications, upload documents, check permit status, and request inspections.

2 Convenient Payment Options Available

Pay Online with your Visa or Mastercard through the MyGovernmentOnline.org portal:
 Go to www.mygovernmentonline.org and login with your user account. Click on the "My Account" button at the top right section of the page. Scroll down to the "My Registrations" section. Locate your registration and click on "View Details". If you do not see your registration, click "Find My Registrations" and then click "Add" when your registration appears, and then click "View Details".

Click on the "Payments" tab. Click on the "Pay Online" button near the bottom of the page to pay the balance with your Discover, Visa, or MasterCard. If you should have any questions regarding your customer portal, please call 1-866-957-3764 ext. 1.

Pay In-Person (Cash, Check, Visa or Mastercard):
 305 Millers Crossing
 Harker Heights, TX 76548

Fee Name	Amount Due	Amount Paid
	Balance to Pay	

Contractor Registration

- **Step 8:** Online payments can be processed using the “fees’ tab

Overview Contacts Tasks **Fees** Docs Comments

Project Status Received # CR-1042

Balance

Paid	\$0.00
Due	\$0.00

Fees Payments

Contractor Registration

- **Step 9:** Once completed, you can view your contractor profile using the “Contractors” tab

If your profile does not populate, you can use the “find my registrations” to search for your profile, and add it to your contractor dashboard

Home

Dashboard

Inspections

Contractors

Support

Help



 Find My Registrations

Construction LLC

Harker Heights, TX

License Number

Expiration Date

12/31/2025

 View Details

1 of 1



1



10 ▾

Contractor Registration

- **Step 10:** Once the contractor profile is added to your contractor dashboard, you can view the status of your registration, associated documents, and associated permits

Note: The registration application is an **annual requirement** regardless of contractor type. All registrations expire on the last calendar day of each year (December 31st).

No permits will be issued to contractors with an expired contractor registration, or with an expired trade license (if applicable)

Overview

Additional

Payments

Permits

Construction LLC

Harker Heights, TX

Business Address
N/A

Mailing Address
305 Millers Crossing, Harker Heights,
TX, 76548

Home Address
N/A

Cell Phone
N/A

Home Phone
N/A

Work Phone
N/A

Email
[Redacted]

Certificate

ory	Certificate	Licensed Individual	Issue Date	Expiration Date
Electrician License	Electrician Contractor Registration Fee (per year)	John Smith	01/01/2025	12/31/2025

Contractor Documents

Contractor_Registration.pdf



Expires 12/31/2025

Add New File